



Why **press** when you can **touch**.



TOUCH SCREEN TECHNOLOGY



LARGE 4.3" FULL COLOUR DISPLAY



NON-REFLECTIVE RESISTIVE LCD



AUTOMATIC BRIGHTNESS ADJUSTMENT

Simple, user friendly touch control of your spa

The innovative SmartTouch touch panel advances spa pool operation into the touch screen era. Stunning 4.3" full colour display is crisp, clear and easy to read and resistive touch panel allows unhampered operation with wet fingers. The SmartTouch is very simple to use, replicating smart phone style icons and menu operation. Settings have never been easier to adjust and scrolling activity status advises the user what the spa is doing at all times.



Water Compatible Touch Screen

LCD allows unhampered operation with wet fingers and water pooling on screen. Touch pad gel filled and waterproof.



Configure your spa

Simple to use smart phone style menu operation provides total control over every possible spa configuration setting.



Retro Fit Compatible

Compatible with all model SV controls and a direct replacement for SV2T/3T/4T pads without needing to adjust cut-out in shell.





Using and customising your spa has never been this easy.



Your spa's mobile remote control

Large button hot spots ensure simple on/off touch control of single speed jet pumps. For any spa pump, air blower or LED light that features multiple speeds or modes, user-friendly sub-menus are revealed providing swift, complete control of that accessory.



Customise your spa's operation

The SV Series IntelliSmart software gives you complete control of how your spa pack is configured, via descriptive easy to use touch screen menus. Choose your desired operating mode - normal, away, weekend; define your filtration duration, set sleep or power save timers to take advantage of solar or smart meters and much more. There are a suite of programming options to choose from to ensure every possible need of the spa owner is met.



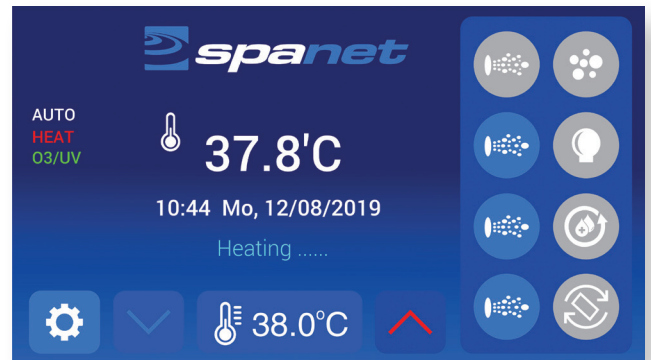
Full and partial keylock

The touch screen buttons can be locked to prevent accidental presses or to limit access to certain controller functions. A full lock disables all buttons, a partial lock allows use of pumps, blower and lights however prevents adjustment of set temperature and other programmable settings.




Ambient light sensor

Automatically adjusts screen brightness to suit ambient light to ensure the screen remains clear and easy to read in all light conditions. Bright and vivid in daylight and more subdued in low light or night time conditions to be gentle on your eyes.



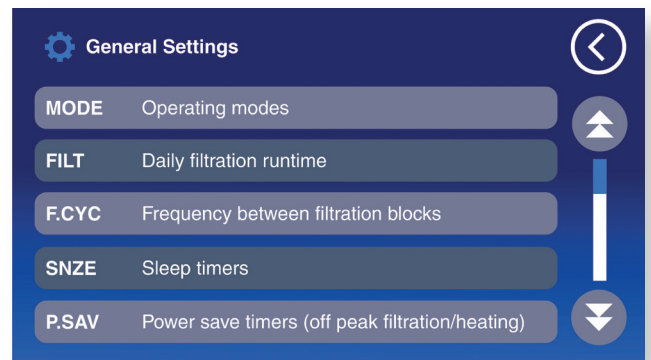
Simple, single touch on/off button functionality for single speed jet pumps



Descriptive screens with buttons and sliders for complete control of variable speed pumps and air blowers



Quick and easy control of lighting mode, colour, brightness or effect transition speed



Complete control of how your spa pack is configured, via descriptive easy to use touch screen menus.

SVT43 SPECIFICATIONS

Viewable Area	4.3" (110mm)
Touch Panel Type	Resistive
Screen Type	Full Colour TFT LCD
Screen Luminance	1000 cd/m2
Dimensions (L x W x H)	185 x 100 x 33.5mm



Spa Net Pty Ltd
4/103 Railway Rd North,
Mulgrave NSW 2756 Australia

P: +61 2 4587 7766
E: sales@spanet.com.au
W: spanet.com.au